



Adaptabilities™





Adaptabilities™



Teaming Cluster

Curvilinear worksurface can create a contemporary and productive environment. Whether a workspace is required for individual use, teaming or hotelling, Adaptabilities offers a wide variety of mix and match components to meet any design specification. Optional Divide™ panels

can be added to Adaptabilities worksurface to provide economical visual privacy between work areas or create effective reception applications. Electrical and data wiring easily passes through Adaptabilities notched end panels, grommets and flexible wire ways in hutches.



A. Narrow Support Legs with wire support pass through **B.** Worksurface grommet / wire pass through **C.** Hutch back panel has grommet / wire pass through at top **D.** Hutch - Soft wire way for cable management at bottom

Adaptabilities configuration shown in Tiger Fruitwood (TFW) and Tiger Maple (TMP). Divide shown in Tiger Fruitwood (TFW). Aspen seating shown in Allante, Seafoam (A06E) with optional polished aluminum (B5) base.

Adaptabilities™



Professional Workspaces

When planning your office with the versatile Adaptabilities, coordination of design and function is evident. Adaptabilities meets your needs – from reception areas to executive offices. With over 370 components available in 400 color combinations, Adaptabilities provides the ultimate in flexibility and modularity.

Create personalized executive offices, reception stations, teaming work spaces or boardrooms with flexible versatility. All surfaces are constructed from Global's exclusive premium grade, high performance thermally fused laminate and finished in 3 mm thick matching edges.

Adaptabilities™



Management office

Whether a workplace calls for individual use, teaming or hotelling, Adaptabilities offers an extensive range of matching modular components, in a choice of hundreds of finish combinations – from rich mahogany to contemporary solids. Progressive and functionally designed island worksurfaces and bow front desks are complemented by attractive cabinetry and credenza options.

Create a management office that is designed just for you and your needs. Dimensionally accurate components allow virtually all components of the same size to be used together. All components are standard with full modesty panels. 3/4 modesty panels are also available at no additional charge.

Adaptabilities™



Boardroom + Conference

Adaptabilities raises the standard of quality in executive workspaces with a broad range of attractive boardroom and management components. Serving carts, audio visual cabinets, easy to clean white boards, flip charts and cork

boards support today's multi-media boardroom requirements. Bold 1½" thick conference table tops lend an ambiance of strength to each meeting.



A



B



C



D



E

Round, square, rectangular and racetrack table tops can be supported by a variety of base designs. **A.** Mobile Lectern **B.** Panel Base **C.** Cross Base **D.** Drum Base **E.** Serving Cart.

Adaptabilities™



Adaptabilities with Divide™

Adaptabilities can be combined with Divide panels to create individual work areas for privacy.

Vertical stacking of varying heights panels provide semi-private to private work areas. Panels are available in fabric, glazed or laminate in an array of heights and widths. A built in accessory rail is designed to accommodate off-desk accessories for worksurface organization.

Depending on your office needs, individual work areas can be created to be semi-private using glazed panels or visually private using laminate or fabric panels.


Adaptabilities™



Adaptabilities can be combined with Divide panels to create privacy in a reception application.

Adaptabilities™

Divide Accessories



These accessories can be mounted on Divide panels to organize your work and free up your workspace for a more efficient work environment. **A.** CD Holder **B.** Pencil Holder **C.** Binder Tray **D.** Telephone Support **E.** Sorting Tray **F.** Paper Tray **G.** Organizer Tray

Cover: Adaptabilities configuration shown in Tiger Fruitwood (TFW) and Tiger Maple (TMP).
Aspen seating shown in Allante, Ash (A44E).



Global - Canada, The Global Group
1350 Flint Rd., Downsview ON Canada M3J 2J7
Sales & Marketing: Tel (1-877) 446-2251
Customer Service: Fax (800) 361-3182
Government Customer Service: Fax (416) 739-6319

Global - U.S.A.
17 West Stow Road P.O. Box 562
Marlton New Jersey U.S.A. 08053
Tel (856) 596-3390 (800) 220-1900
Fax (856) 596-5684

Global - International
560 Supertest Road Downsview
Ontario Canada M3J 2M6
Tel (416) 661-3660 (800) 668-5870
Fax (416) 667-1821

GGI Office Furniture (UK) Ltd.
Global Way Darwen
Lancashire UK BB3 0RW
Tel +44(0) 1254 778500
Fax +44(0) 1254 778519



Visit us on the World Wide Web at www.globaltotaloffice.com Offices throughout Canada, United States, United Kingdom, France, Australia and Brazil. Distribution around the world. A member of the Global Group. © 2013 ® ™ Trade-Marks of GLOBAL TOTAL OFFICE. These products may be covered by one or more issued patents or pending patent applications in Canada, the U.S. and elsewhere. All intellectual property rights in applicable trademarks, patents and industrial designs are strictly reserved. Made in Canada. Specifications are correct at time of printing. Printed in Canada. Creative / Global Group Design Center 280513 12.00293